




Ludy Greenhouse Manufacturing Corporation

box 141
new madison, ohio
45346
phone: 800.255.5839
fax: 937.996.8031

Cold Frame - Gothic - High Tunnel - Quonset Quote Form

								
Quonset			Gothic			Cold Frame		
Qty	W	L	Qty	W	L	Qty	W	L
	30'			30'			15'	
	20'			20'			20'	

NOTES: 1. Standard 4', 5'-4" or 6' Bay Spacing 2. Min Length is 36' on all Structures

QUONSET ONLY SIDEWALL OPTIONS

- Ground to Ground 2 Ft
 3 Ft. 4 Ft.
 Other: _____

DOOR: (indicate location on back)

- 3' 6" Single Swinging Door
 3' 0" Double Swinging Door (6' Opening)
 4' 0" Sliding Door
 Overhead Door Size: _____

VENTILATION: auto manual

- Sidewall Vent **apparatus**
 Gable Vent inside outside
 Motor. Shutters gable side

GLAZING OPTIONS:

	ROOF	SIDES	GABLE		
Double Layer 6 Mil Polyethylene	<input type="checkbox"/>	<input type="checkbox"/>	<input type="checkbox"/>	<input type="checkbox"/>	<input type="checkbox"/>
8mm Polycarbonate	<input type="checkbox"/>	<input type="checkbox"/>	<input type="checkbox"/>	<input type="checkbox"/>	<input type="checkbox"/>
Corrugated Polycarbonate	<input type="checkbox"/>	<input type="checkbox"/>	<input type="checkbox"/>	<input type="checkbox"/>	<input type="checkbox"/>
8mm Acrylic	<input type="checkbox"/>	<input type="checkbox"/>	<input type="checkbox"/>	<input type="checkbox"/>	<input type="checkbox"/>
Corrugated Acrylic	<input type="checkbox"/>	<input type="checkbox"/>	<input type="checkbox"/>	<input type="checkbox"/>	<input type="checkbox"/>
Other: _____	<input type="checkbox"/>	<input type="checkbox"/>	<input type="checkbox"/>	<input type="checkbox"/>	<input type="checkbox"/>
	<input type="checkbox"/>	<input type="checkbox"/>	<input type="checkbox"/>	<input type="checkbox"/>	<input type="checkbox"/>
	<input type="checkbox"/>	<input type="checkbox"/>	<input type="checkbox"/>	<input type="checkbox"/>	<input type="checkbox"/>

SHADE MATERIAL

- _____ % Shade

ENVIRONMENTAL CONTROLS

- Thermostats
 Automatic Climate Controls
 Computer Controlled

HEATING: (indicate location on back)

Heating to hold _____° inside temperature
 when its _____° outside the greenhouse

- Overhead Unit Heaters Oil
 Fin Tube (Perimeter) Natural Gas
 Fin Tube (Under Bench) Propane
 Bench top Heating Steam
 Other: Hot Water

COOLING: (indicate location on back)

- Exhaust Fans Fan Jet System
 Pad Systems Circulating HAF Fan

BENCHES: (indicate location on back)

- Expanded Metal Tops/Stationary
 Expanded Metal Tops/Rolling
 Retail Fold-up Series
 Ebb and flow style

PROJECT REQUIREMENTS:

- Installation by Owner New Construction
 Installation by Ludy Renovation/Repair

Note: Make sure all equipment is located on back sketch

CUSTOMER INFORMATION

Name: _____ Title: _____ Estimated Completion Date: _____
 Company: _____ Phone: _____
 Address: _____ Fax: _____ Please call me ASAP
 City: _____ State: _____ Zip: _____ E-mail: _____ Best time to call: _____